



Synway AST Series

CDC-1522A/PCI

CDC-2522A/PCI

CDC-3522A/PCI

Hardware Manual

Version 1.0

Synway Information Engineering Co., Ltd

www.synway.net

Contents

Contents	i
Copyright Declaration	ii
Revision History	iii
Chapter 1 Overview	1
1.1 Features	1
Chapter 2 Installation	3
2.1 Hardware Structure	3
2.2 System Requirements	4
2.3 Installation Procedure.....	4
Appendix A Technical Specifications	5
Appendix B Technical/Sales Support	6

Copyright Declaration

This manual is provided by Synway Information Engineering Co., Ltd (hereinafter referred to as 'Synway') as the support file for 'Synway CDC Series board driver software'. Both the software and this manual are copyrighted and protected by the laws of the People's Republic of China.

All rights reserved; no part of this manual may be extracted, modified, copied, reproduced or transmitted in any form or by any means, electronic or mechanical, without prior written permission from Synway. By using this manual, you agree to the following *Software License Agreement*.

Synway reserves the right to revise this manual without prior note. Please contact Synway for the latest version of this manual before placing an order.

Synway has made every effort to ensure the accuracy of this manual but does not guarantee the absence of errors. Moreover, Synway assumes no responsibility in obtaining permission and authorization of any third party patent, copyright or product involved in relation to the use of this manual.

Note: Asterisk and Digium mentioned in this book are registered trademarks of Digium Inc. Trixbox is registered trademark of Fonality. FreeSwitch is registered trademarks of FreeSwitch.org.

Revision History

Version	Date	Comments
Version 1.0	2009-2	Initial publication.

Note: Only major revisions to this manual itself recorded herein.

Chapter 1 Overview

The Synway CDC Series (hereinafter referred to as 'CDC') are multi-channel codec boards with PCI 2.2 bus, supporting the hardware-based transformations between voice codecs. In view of the board features and functionalities, the Synway CDC series board is a perfect substitute for the TC400B product from Digium Inc.

The Figure 1-1 shows the typical application of CDC Series boards.

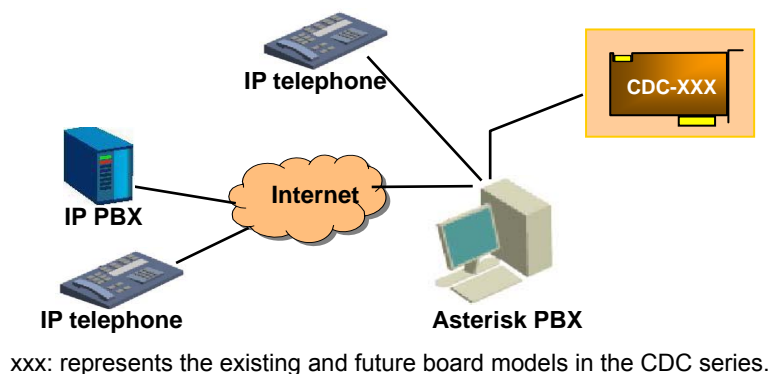


Figure 1-1 Typical Application

Now available models are CDC-1522A/PCI, CDC-2522A/PCI and CDC-3522A/PCI. The point of difference between them lies on how many voice channels are supported for encoding and decoding at the same time. To be exact, CDC-1522A/PCI supports simultaneous encoding and decoding on 50 voice channels; CDC-2522A/PCI supports that on 100 voice channels; and CDC-3522A/PCI supports that on 150 voice channels.

1.1 Features

- **PCI 2.2 Bus Support**

Includes PCI 2.2 bus with burst data transmission rate up to 132 MB/s; PNP (plug and play) feature eliminates the need for jumper leads; the general PCI design supports 3.3V/5V PCI slot and PCI-X slot.

- **DMA Read and Write**

The use of PCI-based DMA technique for data reading and writing helps minimize the cost of the host CPU.

- **Voice CODEC Support**

Supports the codec translations among G.711 A-Law, μ -Law and G.729A in hardware.

- **Highly Efficient Real-time Voice Processing**

This board enables highly efficient voice processing and the multiple on-board DSPs give a nearly real-time voice effect.

- **Plentiful API Functions**

Fully compatible with the API functions of Asterisk.

Chapter 2 Installation

2.1 Hardware Structure

- CDC-1522A/PCI Board

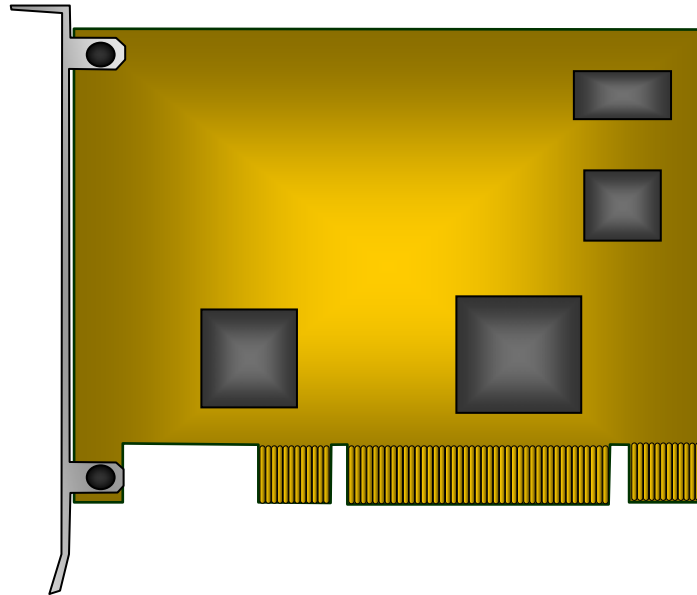


Figure 2-1 CDC-1522A/PCI (Front Views)

- CDC-2522A/PCI Board

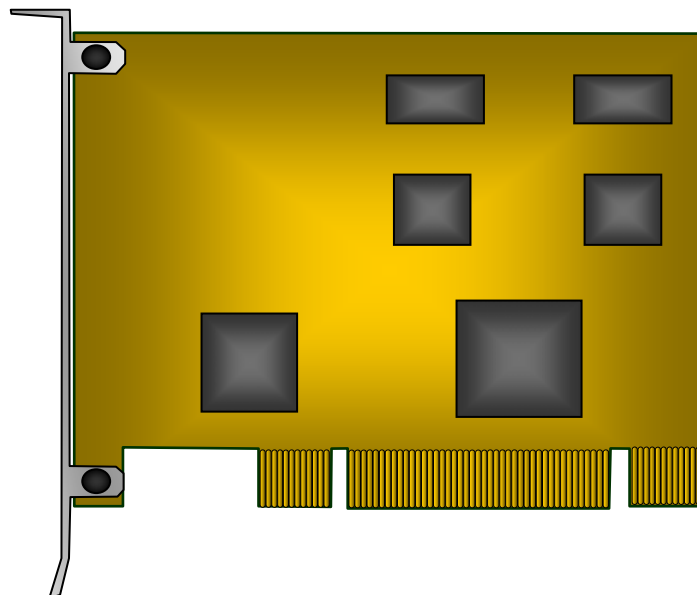


Figure 2-2 CDC-2522A/PCI (Front Views)

- CDC-3522A/PCI Board

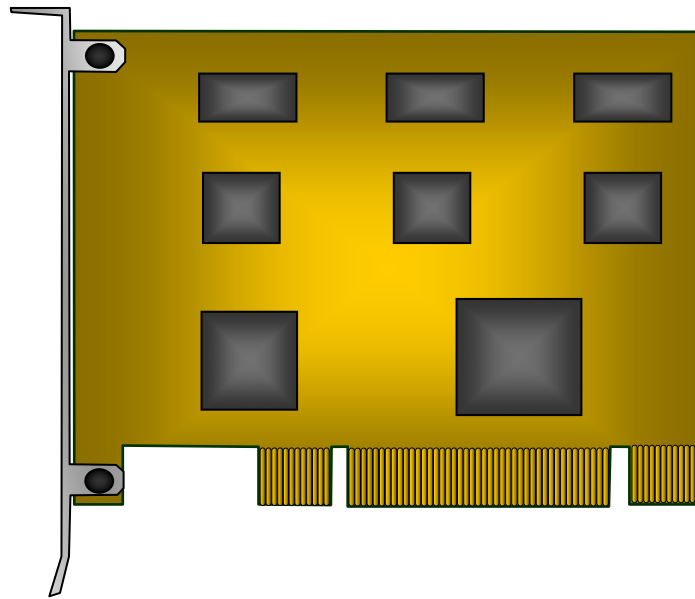


Figure 2-3 CDC-3522A/PCI (Front View)

2.2 System Requirements

Host System Requirements

CPU: 400MHz Intel® Pentium®III or above

Memory: 512M or more

HD: Depends on individual requirements

Supported Operating Systems

Linux RH7.2/RH9.0/AS4/FC4/SUSE10

2.3 Installation Procedure

- Step 1: Turn off the power and open the chassis.
- Step 2: Fit the board into a slot on the PC.
- Step 3: Close and seal the chassis.

Appendix A Technical Specifications

Dimensions

120×95mm² (excluding L-bracket)

Weight

≈100g

Environment

Operating temperature: 0 °C—55 °C

Storage temperature: -20 °C—85 °C

Humidity: 8%—90% non-condensing

*Storage humidity: 8%—90%
non-condensing*

Audio Decoding

From G.729A to A-Law, μ -Law

Audio Encoding

From A-Law, μ -Law to G.729A

Power Requirements

Maximum power consumption: $\leq 8W$

Audio CODEC

A-Law: 64kbps

μ -Law: 64kbps

G.729A: 8kbps

Appendix B Technical/Sales Support

Thank you for choosing Synway. Please contact us should you have any inquiry regarding our products. We shall do our best to help you. However, our technicians and salesmen are mainly responsible for maintaining our boards and providing relative technical support. If there are problems about Asterisk, please keep touch with Digium Inc. for help.

Headquarters

Synway Information Engineering Co., Ltd

<http://www.synway.net/>

9F, Synway D&R Center, No.3756, Nanhuan Road, Binjiang District,
Hangzhou, P.R.China, 310053

Tel: +86-571-88860561

Fax: +86-571-88850923

Technical Support

Tel: +86-571-88864579

Mobile: +86-18905817070

Email: techsupport@sanhuid.com

Email: techsupport@synway.net

MSN: synway.support@hotmail.com

Sales Department

Tel: +86-571-88860561

Tel: +86-571-88864579

Fax: +86-571-88850923

Email: sales@synway.net